


How To Potty Train a Puppy

Potty training a puppy is mostly about structure, timing, and consistency. Do it right early and you'll save yourself months of frustration. Here's a clear, proven approach.



The Core Rules (non-negotiable)


1 Pick one specific spot

Going "outside" means the same spot every time, not just outdoors.




2 Supervision beats correction

If you didn't see it happen, it's your miss—not the puppy's.



3 Reward immediately

Praise/treat within 2 seconds of finishing.



Step-by-Step Plan

1 Create a tight potty schedule

Take your puppy out:

- First thing in the morning
- Every 30–60 minutes when young (8–12 weeks)
- After every meal and nap
- After playtime
- Before bed

Younger puppies = more trips.

2 Pick ONE potty spot

- Same area, every time
- Stand still, boring, no wandering
- Use a cue like "Go potty" once they start

This builds strong association fast.

3 Reward like it's a big deal

- Treat + enthusiastic praise immediately after – don't wait until you're back inside. Use high-value treats early (tiny bits)

4 Control indoor freedom

- Until reliable, use crate training or tether puppy to you with a leash


5 Crate training

- Crate should be just big enough to stand, turn, lie down
- Puppies instinctively avoid soiling their space – Take them directly outside when you open the crate

Never use the crate as punishment.

How To Potty Train a Puppy

Consistency is key! You've got this!



Accidents, Cleaning and Troubleshooting

What to Do About Accidents (important)

- Catch them mid-act? Calmly interrupt ("uh-uh!"), pick up, go outside
- Find it later? Clean it. That's it.

- ❌ No yelling
- ❌ No rubbing noses
- ❌ No scolding after the fact

Punishment creates hiding, not learning.

Common Mistakes

- Too much freedom too soon
- Waiting for the puppy to "ask" to go out
- Inconsistent schedule
- Not rewarding every successful potty early on

Quick Troubleshooting

Puppy pees inside right after coming in?

Stayed outside too long, got distracted—shorten trips.

Accidents at night?

Pick up water 1–2 hours before bed + one last potty trip.

Puppy won't go outside?

Go back out in 10 minutes and try again—no play until potty happens.


Cleaning Matters More Than You Think

- Use an enzymatic cleaner such as Nature's Miracle, or My Pet Peed.
- Regular cleaners leave scent traces you can't smell but your puppy can.

How Long It Takes (realistic expectations)

- 8–12 weeks: learning phase, accidents expected
- 4–6 months: mostly reliable with supervision
- Full reliability: 6–8 months

Regression can happen during growth spurts—stay consistent.



Congratulations! You've raised a well-trained puppy!